

.250 (6.4) "STURDI-MOUNT" PC QUICK-FIT HEADERS



AVAILABLE IN BRASS OR STEEL TABS

- Ideal for rugged multi-insertion applications
- Pre-assembled header reduces PC assembly costs
- Increases PC board retention strength
- Keeps terminals perpendicular
- Maintains position for wave soldering

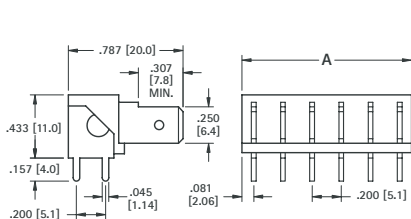
SPECIFICATIONS

Material: .032 (.80) thick Brass or Steel, Tin Plated
Insulator: Thermoplastic, UL Rated 94V-0
Current Rating: 15 Amps @ 500V AC
Temperature Rating: -58°F to +292°F (-50°C to +145°C)



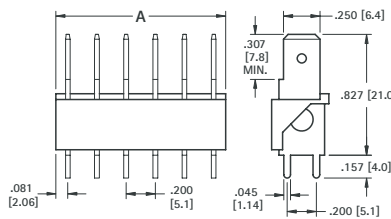
.250 (6.4) HORIZONTAL

BRASS TABS	STEEL TABS	NO. OF TABS	A DIM.
CAT. NO.	CAT. NO.		
7802	7822	2	.362 (9.2)
7803	7823	3	.562 (14.3)
7804	7824	4	.762 (19.4)
7805	7825	5	.962 (24.4)
7806	7826	6	1.162 (29.5)



.250 (6.4) VERTICAL

BRASS TABS	STEEL TABS	NO. OF TABS	A DIM.
CAT. NO.	CAT. NO.		
7812	7832	2	.362 (9.2)
7813	7833	3	.562 (14.3)
7814	7834	4	.762 (19.4)
7815	7835	5	.962 (24.4)
7816	7836	6	1.162 (29.5)

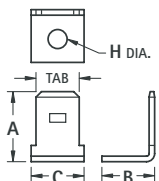


Mtg. Holes: .052 (1.3) Dia. on .200 (5.1) Centers

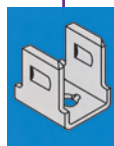
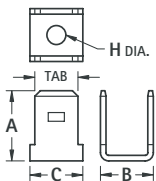
RIVET MOUNT QUICK-FIT TERMINALS



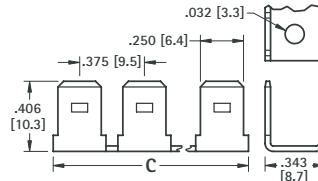
.110 (2.8) - .187 (4.8) - .250 (6.4) TABS



.110 (2.8) - .187 (4.8) - .250 (6.4) TABS



.250 (6.4) TAB



90° TAB

MATERIAL: Bright Brass

CAT. NO.	TAB SIZE	MAT'L THICK	A	B	C	HOLE DIA.
2002	.110 (2.8)	.020 (.51)	.375 (9.5)	.270 (6.9)	.180 (4.6)	.096 (2.4)
1261	.187 (4.8)	.020 (.51)	.375 (9.5)	.250 (6.4)	.250 (6.4)	.099 (2.5)
1256	.250 (6.4)	.032 (.81)	.405 (10.3)	.343 (8.7)	.312 (7.9)	.130 (3.3)

90° TABS

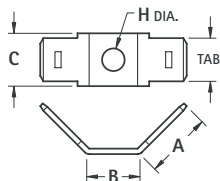
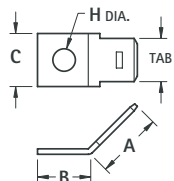
MATERIAL: Bright Brass

CAT. NO.	TAB SIZE	MAT'L THICK	A	B	C	HOLE DIA.
2003	.110 (2.8)	.020 (.51)	.350 (8.9)	.383 (9.7)	.180 (4.6)	.096 (2.4)
1262	.187 (4.8)	.020 (.51)	.312 (7.9)	.250 (6.4)	.250 (6.4)	.099 (2.5)
1257	.250 (6.4)	.032 (.81)	.405 (10.3)	.343 (8.7)	.312 (7.9)	.130 (3.3)

MULTIPLE 90°

MATERIAL: Bright Brass

CAT NO.	PAIRS	C	TAB SIZE
1005	2	.687 (17.4)	.250 (6.4)
1006	3	1.062 (27.0)	
1007	4	1.441 (36.6)	
1008	5	1.820 (46.2)	



45° TAB

MATERIAL: Bright Brass

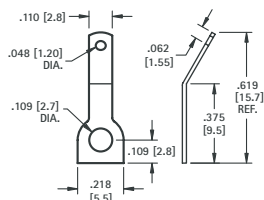
CAT. NO.	TAB SIZE	MAT'L THICK	A	B	C	HOLE DIA.
2004	.110 (2.8)	.020 (.51)	.350 (8.9)	.270 (6.9)	.180 (4.6)	.096 (2.4)
1271	.187 (4.8)	.020 (.51)	.375 (9.5)	.250 (6.4)	.250 (6.4)	.099 (2.5)
1280	.250 (6.4)	.032 (.81)	.405 (10.3)	.312 (7.9)	.312 (7.9)	.130 (3.3)

45° TABS

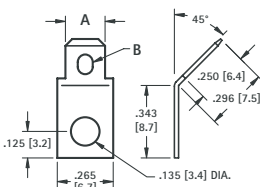
MATERIAL: Bright Brass

CAT. NO.	TAB SIZE	MAT'L THICK	A	B	C	HOLE DIA.
2005	.110 (2.8)	.020 (.51)	.350 (8.9)	.383 (9.7)	.180 (4.6)	.096 (2.4)
1263	.187 (4.8)	.020 (.51)	.312 (7.9)	.375 (9.5)	.265 (6.7)	.099 (2.5)
1258	.250 (6.4)	.032 (.81)	.405 (10.3)	.343 (8.7)	.312 (7.9)	.130 (3.3)

.110 (2.8) TAB



.187 (4.8) - .205 (6.4) TABS



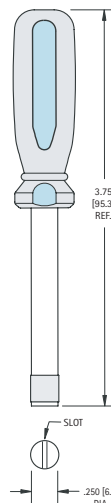
45° TAB MATERIAL: .020 (.51) thick Brass, Tin Plate

CAT. NO.	A	B
4005	.205 (5.2)	.132 (3.4) × .070 (1.78) Slot
4095	.187 (4.7)	.078 (1.98) Dia. Hole

.250 (6.4) MALE TAB INSERTION TOOL

Designed to install .250 (6.4) male "Quick-Fit" terminals quickly and easily. Refer to pages 44 and 45.

- Insert terminal into slot, spring clip will hold terminal securely for positioning
- Align terminal with mounting holes and "press-fit" to secure firmly in place
- Lift tool to release terminal



CAT. NO. 1288

QUICK-FIT TERMINALS